



eCITARO FUEL CELL.

Technical data and equipment at a glance.


Mercedes-Benz

The standard for buses.




THE eCITARO FUEL CELL AT A GLANCE.

eCitaro fuel cell 2 doors




Length [mm]: 12.135
Turning circle [mm]: 21.214
Height [mm]: 3.450
Width [mm]: 2.550

eCitaro fuel cell 3 doors




Length [mm]: 12.135
Turning circle [mm]: 21.214
Height [mm]: 3.450
Width [mm]: 2.550

eCitaro G fuel cell 3 doors



Length [mm]: 18.125
Turning circle [mm]: 22.970
Height [mm]: 3.450
Width [mm]: 2.550

eCitaro G fuel cell 4 doors



Length [mm]: 18.125
Turning circle [mm]: 22.970
Height [mm]: 3.450
Width [mm]: 2.550

TECHNICAL DATA AND EQUIPMENT AT A GLANCE.

	eCitaro fuel cell 2 doors	eCitaro fuel cell 3 doors	eCitaro G fuel cell 3 doors	eCitaro G fuel cell 4 doors
Dimensions				
Length [mm]	12.135	12.135	18.125	18.125
Length incl. mirrors [mm]	2.950	2.950	2.950	2.950
Width [mm]	2.550	2.550	2.550	2.550
Height [mm]	3.450	3.450	3.450	3.450
Interior standing height in low-floor area [mm]	2.313	2.313	2.313	2.313
Parapet height (above ground) [mm]	952	952	952	952
Wheelbase front axle-drive axle [mm]	5.900	5.900	-	-
Wheelbase front axle-central axle [mm]	-	-	5.900	5.900
Wheelbase central axle-drive axle [mm]	-	-	5.990	5.990
Tyre size	275/70 R 22,5	275/70 E 22,5	275/70 R 22,5	275/70 R 22,5
Tyre size as per selection*	315/60 R 22,5	315/60 R 22,5	315/60 R 22,5	315/60 R 22,5
Overhang at front [mm]	2.805	2.805	2.805	2.805
Overhang at rear [mm]	3.430	3.430	3.430	3.430
Turning circle [mm]	21.214	21.214	22.970	22.970
Turning circle BOKraft [mm]	25.000	25.000	25.000	25.000
Ring width BOKraft [mm]	5.851	5.851	6.791	6.791
Ring width max. permissible according to BOKraft [mm]	7.200	7.200	7.200	7.200
Track circle minimal [mm]	17.058	17.058	19.160	19.160
Wheel impact front axle max. [°]	53	53	53	53

	eCitaro fuel cell 2 doors	eCitaro fuel cell 3 doors	eCitaro G fuel cell 3 doors	eCitaro G fuel cell 4 doors
Swing-out dimension [mm]	779	779	779	779
Cockpit height [mm]	310	310	310	310
Floor height over roadway [mm]	370	370	370	370
Pedestal height [mm]	280	280	280	280
Entry height door 1 [mm]	320	320	320	320
Entry height door 2 [mm]	320	320	320	320
Entry height door 3 [mm]	-	320	320	320
Entry height door 4 [mm]	-	-	-	320
Door opening width 1 [mm]	1250	1250	1250	1250
Door opening width 2 [mm]	1250	1250	1250	1250
Clear door width 3 [mm]	-	1250	1250	1250
Clear door width 4 [mm]	-	-	-	1250
Slope angle in front [°]	7	7	7	7
Slope angle rear [°]	7	7	7	7

	eCitaro fuel cell 2 doors	eCitaro fuel cell 3 doors	eCitaro G fuel cell 3 doors	eCitaro G fuel cell 4 doors
Transmission				
Electric drive	ZF AxTrax 2 LF	ZF AxTrax 2 LF	ZF AxTrax 2 LF	ZF AxTrax 2 LF
Power (peak/ duration) [kW]	360 / 260	360 / 260	360 / 260	360 / 260
Max. Torque [Nm]	2 x 525	2 x 525	2 x 525	2 x 525
Transmission ratio	1:22,66	1:22,66	1:22,66	1:22,66
After final ratio	2x 11.896	2 x 11.896	2 x 11.896	2 x 11.896
Nominal voltage [V]	650 / 750	650 / 750	650 / 750	650 / 750

	eCitaro fuel cell 2 doors	eCitaro fuel cell 3 doors	eCitaro G fuel cell 3 doors	eCitaro G fuel cell 4 doors
Chassis				
Steering	Electrohydraulic steering (intelligent eco steering)	Electrohydraulic steering (intelligent eco steering)	Electrohydraulic steering (intelligent eco steering)	Electrohydraulic steering (intelligent eco steering)
Front axle, type	ZF RL 82 EC	ZF RL 82 EC	ZF RL 82 EC	ZF RL 82 EC
Front axle: independent suspension, anti-roll bar	●	●	●	●
Centre axle, type	-	-	ZF AV 133	ZF AV 133
Driven axle, type	ZF AxTrax 2 LF	ZF AxTrax 2 LF	ZF AxTrax 2 LF	ZF AxTrax 2 LF
Second driven axle	-	-	-	-
Drive axle: with anti-roll bar	●	●	●	●
Kneeling	○	○	○	○
Articulation Turntable Controller (ATC)	-	-	●	●
Air suspension via electronic level control system (ENR)	●	●	●	●
Rough road running gear	○	○	○	○

	eCitaro fuel cell 2 doors	eCitaro fuel cell 3 doors	eCitaro G fuel cell 3 doors	eCitaro G fuel cell 4 doors
Brakes				
Pneumatic disc brakes on all axles	●	●	●	●
Electronic Stability Programme (ESP®)	●	●	-	-
Electronically controlled braking system (EBS)	●	●	●	●
Anti-locking system (ABS)	●	●	●	●
Brake Assist (BAS)	●	●	●	●
Acceleration Slip Regulation (ASR)	●	●	●	●
Automatic bus stop brake with pull-away lock	●	●	●	●
Parking brake	●	●	●	●

	eCitaro fuel cell 2 doors	eCitaro fuel cell 3 doors	eCitaro G fuel cell 3 doors	eCitaro G fuel cell 4 doors
Safety and driver assistance systems				
Rollover strength compliant with in ECE R29	●	●	●	●
Tyre Pressure Monitoring (TPM)	●	●	●	●
Preventive Brake Assist 2	○	○	○	○
Sideguard Assist 2	●	●	●	●
Electronic Stability Program (ESP®)	●	●	-	-
Reversing camera	●	●	●	●
Reversing buzzer	○	○	○	○
Rain-light sensor	○	○	○	○
Flat wiper blades with water fed through wiper blade	●	●	●	●
Rollover strength compliant with ECE-R 66.02	●	●	●	●
360° Camera	○	○	-	-

	eCitaro fuel cell 2 doors	eCitaro fuel cell 3 doors	eCitaro G fuel cell 3 doors	eCitaro G fuel cell 4 doors
270° Camera	-	-	○	○
Traffic Sign Assist	●	●	●	●
Frontguard Assist	●	●	●	●
Attention Assist 2 (AtAs)	●	●	●	●
MirrorCam	○	○	○	○

	eCitaro fuel cell 2 doors	eCitaro fuel cell 3 doors	eCitaro G fuel cell 3 doors	eCitaro G fuel cell 4 doors
Profitability				
Tyre Pressure Monitoring (TPM)	●	●	●	●
Ranges	UP to 600 km**	UP to 600 km**	UP to 500 km**	UP to 500 km**

	eCitaro fuel cell 2 doors	eCitaro fuel cell 3 doors	eCitaro G fuel cell 3 doors	eCitaro G fuel cell 4 doors
Transport capacity				
Number of seats – standard seating	1/29	1/29	1/41	1/41
Passenger capacity max.	88	88	128	128
Seating type Travel Star Eco (TSE)	○	○	○	○
Seating type City Star Function (CSF)	○	○	○	○
Seating type City Star Eco (CSE)	●	●	●	●
Driver's seat GRAMMER Linea MSG 90.6 P, air-sprung	●	●	●	●
Driver's seat ISRI 6860, integrated pneumatic system, 3-point seat belt	○	○	○	○
Wheelchair space	○	○	○	○

	eCitaro fuel cell 2 doors	eCitaro fuel cell 3 doors	eCitaro G fuel cell 3 doors	eCitaro G fuel cell 4 doors
Weight and fuel tanks				
Gross vehicle weight [kg]	20,000	20,000	29,000	29,000
Axle loads, max. permissible front axle [kg]	8,000	8,000	8,000	8,000
Axle loads, max. permissible central axle [kg]	-	-	10,000	10,000
Axle loads, max. permissible drive axle [kg]	13,000	13,000	13,000	13,000

	eCitaro fuel cell 2 doors	eCitaro fuel cell 3 doors	eCitaro G fuel cell 3 doors	eCitaro G fuel cell 4 doors
Heating, air conditioning and ventilation				
Driver's area air conditioning	●	●	●	●
EvoThermatik Basic	●	●	●	●
EvoThermatik High	○	○	○	○
Intelligent thermal management	●	●	●	●

	eCitaro fuel cell 2 doors	eCitaro fuel cell 3 doors	eCitaro G fuel cell 3 doors	eCitaro G fuel cell 4 doors
Doors and glazing				
Number of doors	2	3	3	4
Interior swivel door	●	●	●	●
Sliding swivel door	○	○	○	○
Ramp manual	○	○	○	○
Ramp electric	○	○	○	○
Single glazed	●	●	●	●
Double glazed	○	○	○	○
Windscreen heatable	○	○	○	○

	eCitaro fuel cell 2 doors	eCitaro fuel cell 3 doors	eCitaro G fuel cell 3 doors	eCitaro G fuel cell 4 doors
Lighting				
Low beam	●	●	●	●
High beam	●	●	●	●
Daytime driving lights with LED technology	●	●	●	●
Headlamps with LED technology	●	●	●	●
Front fog lamp	○	○	○	○
Cornering light	○	○	○	○

	eCitaro fuel cell 2 doors	eCitaro fuel cell 3 doors	eCitaro G fuel cell 3 doors	eCitaro G fuel cell 4 doors
Battery technology				
Number of high-voltage NMC battery modules	3	3	3-4	3-4
Capacity per NMC battery modules [kWh]	98,3	98,3	98,3	98,3
Charging technology	Combo 2 charging plug	Combo2 charging plug	Combo 2 charging plug	Combo 2 charging plug

● Standard equipment ○ Optional equipment * Optional equipment

** The range was determined under specific conditions, including equipment with maximum battery capacity and H2 capacity, battery in delivery condition, in typical city bus operation and moderate weather scenario and may deviate from the values determined in accordance with Regulation (EU) 2017/2400, for example. The actual range depends on the individual use of the vehicle, the vehicle configuration and other external factors. Therefore, the actual range may be below or above the specified value.

SAFETY.

Sideguard Assist 2

Sideguard Assist 2 is a safety assistance system that supports the driver in critical situations when turning right or turning left when visibility is possibly restricted. The system is designed to help detect moving obstacles within the system limits, and warns the driver so as to avoid critical situations or reduce the consequences of accidents when turning off or changing lanes.

Tyre Pressure Monitoring (TPM)

The wireless tyre pressure monitoring with indication in the multifunctional display is an electronic safety system that permanently monitors the air pressure of all tyres. Tyre pressure losses are displayed within the system limits.

The right tyre pressure contributes to driving safety and significantly reduced fuel consumption. Even a tyre pressure set 0.5 bar too low can increase fuel consumption by up to 5%. The wheel electronics are positioned on the valve on the inside of the rim. The sensors record the data relevant to the tyre pressure and transmit it to the display instrument.

360° camera

The 360° camera system consists of four cameras that capture the immediate vehicle environment and generate an indirect all-round view. The associated 10" screen is located on the A-pillar above the cockpit. This system allows pedestrians, cyclists and obstacles to be seen even in areas that are otherwise not visible to the driver. In this way, the system increases road safety, as collision hazards can be detected and, at best, prevented.

270° camera

The 270° camera system consists of three cameras that capture the rear part of the vehicle and create an indirect view. This is displayed on a 10" screen, which can be located in different positions in the cockpit depending on the vehicle. Thanks to this system, pedestrians, cyclists and obstacles can also be seen in areas that are difficult for the driver to see. This way the system increases road safety as a possible collision can be detected and, at best, prevented.

Preventive Brake Assist 2

With Preventive Brake Assist 2, Daimler Buses offers the second generation of Active Brake Assist. The system warns of collisions with moving pedestrians and cyclists as well as stationary and moving objects. In the event of a serious risk of collision, the driver is alerted by a visual and acoustic warning and partial braking is initiated automatically.

Rain-light sensor

The rain sensor and automatic driving light are assist systems that activate automated functions by means of a sensor system and relieve the driver of routine tasks.

The rain sensor increases traffic safety, especially when driving in convoys, through individually adjustable, automated wiping functions.

MirrorCam

The modern MirrorCam system enables a clear and comprehensive view of the road traffic. Equipped with high-resolution cameras, driving safety and the risk of accidents are minimised. The extended field of vision enables the driver to detect pedestrians, cyclists and other road users in the vicinity. This eliminates the blind spot when turning right.

Traffic Sign Assist (TSA)

The innovative Traffic Sign Assist offers maximum safety and comfort on the road. Thanks to GPS and camera support, the vehicle speed is constantly compared with the current traffic regulations.

Frontguard Assist


Frontguard Assist is an advanced system that was specially developed to warn drivers of pedestrians located immediately in front of the vehicle and also to warn them of an impending accident. Whether you are pulling away or driving slowly (up to 9.3 mph), the intelligent assistance system can detect potential collisions with unprotected road users.

LEGAL NOTICES

Some of the product information, illustrations and images contained in this Digital Offering may have been prepared for generic use on Daimler Buses Digital Offerings maintained in different countries around the world. Consequently, some of the information and/or accessories which are not available in some countries or which, in order to satisfy local market demand or regulatory controls in such countries, may only be available in different specifications or configurations. If you are interested in any vehicle model, paint, option or accessory shown on the Internet site and are unsure of its availability or specification in your locality, you should contact Daimler Buses and/or a local authorised dealer for the relevant product, for information of current details in your locality.

All prices specified are recommended retail prices. Prices are current at the time of publication and subject to change without notice.

Provider: Daimler Buses GmbH, Fasanenweg 10, 70771 Leinfelden-Echterdingen, Germany

 and Mercedes-Benz are trademarks of Mercedes-Benz Group AG.



04/2026